



, you will need three apps on your phone or tablet: Teams, Office Lens (displayed here as Microsoft Lens) and OneDrive. All of these can be downloaded for free on android and apple devices, and you then log in using your school username and password.



assignments at the bottom to view all the assignments available:

Ac C c



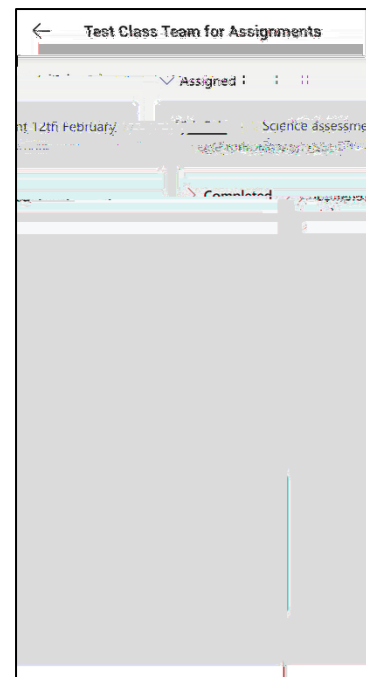

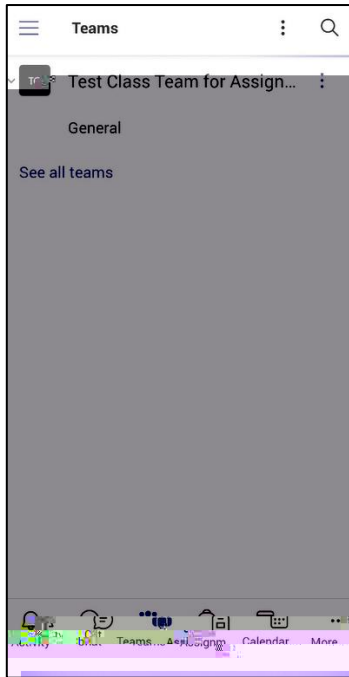
You can also access your assignment by

clicking on Teams

select the Team where the assignment has been created


click on assignments (you may need to click on More first)

E.g. here, I click on the Team, then the general channel, then more, then assignments:




Now click on the assignment to have a look:

Read the instructions first



Then open the file to see the assessment



Make sure you read the instructions and then click on the file to view the questions.

Some assignments will include a link for a Microsoft Form for you to view the questions and add your answers.

Click on OneDrive, then the Office Lens folder

And pick the file you have just saved.

Once the little blue bar is all the way across to show your work()JIT@MC #CID 3C q(000eW'nB7f 0W CID 3C q(000f100